
**Ergonomics — Accessible design —
Auditory signals for consumer products**

*Ergonomie — Conception accessible — Signaux auditifs pour produits
de consommation courante*

STANDARDSISO.COM : Click to view the full PDF of ISO 24500:2010



PDF disclaimer

This PDF file may contain embedded typefaces. In accordance with Adobe's licensing policy, this file may be printed or viewed but shall not be edited unless the typefaces which are embedded are licensed to and installed on the computer performing the editing. In downloading this file, parties accept therein the responsibility of not infringing Adobe's licensing policy. The ISO Central Secretariat accepts no liability in this area.

Adobe is a trademark of Adobe Systems Incorporated.

Details of the software products used to create this PDF file can be found in the General Info relative to the file; the PDF-creation parameters were optimized for printing. Every care has been taken to ensure that the file is suitable for use by ISO member bodies. In the unlikely event that a problem relating to it is found, please inform the Central Secretariat at the address given below.

STANDARDSISO.COM : Click to view the full PDF of ISO 24500:2010



COPYRIGHT PROTECTED DOCUMENT

© ISO 2010

All rights reserved. Unless otherwise specified, no part of this publication may be reproduced or utilized in any form or by any means, electronic or mechanical, including photocopying and microfilm, without permission in writing from either ISO at the address below or ISO's member body in the country of the requester.

ISO copyright office
Case postale 56 • CH-1211 Geneva 20
Tel. + 41 22 749 01 11
Fax + 41 22 749 09 47
E-mail copyright@iso.org
Web www.iso.org

Published in Switzerland

Foreword

ISO (the International Organization for Standardization) is a worldwide federation of national standards bodies (ISO member bodies). The work of preparing International Standards is normally carried out through ISO technical committees. Each member body interested in a subject for which a technical committee has been established has the right to be represented on that committee. International organizations, governmental and non-governmental, in liaison with ISO, also take part in the work. ISO collaborates closely with the International Electrotechnical Commission (IEC) on all matters of electrotechnical standardization.

International Standards are drafted in accordance with the rules given in the ISO/IEC Directives, Part 2.

The main task of technical committees is to prepare International Standards. Draft International Standards adopted by the technical committees are circulated to the member bodies for voting. Publication as an International Standard requires approval by at least 75 % of the member bodies casting a vote.

Attention is drawn to the possibility that some of the elements of this document may be the subject of patent rights. ISO shall not be held responsible for identifying any or all such patent rights.

ISO 24500 was prepared by Technical Committee ISO/TC 159, *Ergonomics*, Subcommittee SC 5, *Ergonomics of the physical environment*.

Introduction

People are surrounded by various consumer products: home electrical appliances, information and communication products, office-automation equipment, gas-heating equipment, toys, sanitary equipment, health-care products, cameras, etc. Auditory signals of such products must be designed so that the user can easily hear the signals in various circumstances where the product is normally used, and understand the objective and meaning of signalling.

This International Standard has been developed for improving the usability and accessibility of auditory signals used in such consumer products, thereby improving the products themselves when they are used by all people, including those with visual impairments and older people with age-related hearing impairments. Older people include those aged 65 and above for whom age-related changes of hearing become obvious.

The auditory-signal patterns specified in this International Standard were selected based on results of experiments in which people of different age ranges and with different levels of visual impairment participated. Regarding the signals, it was confirmed that the purpose of signalling was easy for listeners to understand and that the signals were not easily confused with signals in other signal categories.

This International Standard adopts the principles of accessible design presented in ISO/IEC Guide 71 and amplified in ISO/TR 22411.

STANDARDSISO.COM : Click to view the full PDF of ISO 24500:2010

Ergonomics — Accessible design — Auditory signals for consumer products

1 Scope

This International Standard specifies the auditory signals used as a means of feedback for operations or conditions of consumer products when used by a person with or without visual or auditory impairment. It is intended to be applied as appropriate to such products depending on the product type and its conditions of use.

It is applicable to auditory signals of a fixed frequency used in general applications (also called “beep sounds”), but not to variable frequency or melodic sounds.

It does not specify fire or gas leak alarm sounds or crime prevention alarm sounds (determined by other laws and regulations), electronic chimes, voice guides or other sounds particular to communication instruments such as telephones; nor is it applicable to auditory danger signals for public or work areas (covered in ISO 7731, ISO 8201, and ISO 11429).

It is not applicable to machines and equipment used for professional work; nor does it specify the sound pressure levels of auditory signals from the consumer products.

NOTE For the determination of these levels, taking into consideration accessible design, see ISO 24501.

2 Normative references

The following referenced documents are indispensable for the application of this document. For dated references, only the edition cited applies. For undated references, the latest edition of the referenced document (including any amendments) applies.

IEC 60050-801, *International electrotechnical vocabulary — Chapter 801: Acoustic and electroacoustics*

3 Terms and definitions

For the purposes of this document, the terms and definitions given in IEC 60050-801 and the following apply.

3.1

auditory signal

sound emitted from a product for the purpose of conveying information to help the user to use the product correctly

3.2

operation

action which the user performs, using a product for achieving a purpose

3.3

operation confirmation signal

sound acknowledging the response of a product immediately after a user's action to operate it

NOTE Operation confirmation signals include reception and start signals, stop signals and starting position signals.

3.3.1

reception and start signal

auditory signal acknowledging receipt of a user's action to start or operate the product

3.3.2

stop signal

auditory signal acknowledging the user's action to stop the operation of the product

3.3.3

starting position signal

auditory signal announcing the reference or starting position for the case in which the user makes a menu selection by repeatedly pushing a button

3.4

end signal

sound announcing the completion of a product action

3.5

caution signal

sound announcing that the product cannot function independently in normal operation (or state)

NOTE 1 Caution signals differ in purpose from auditory emergency signals and auditory warning signals. The latter two signals are used to notify people of a serious dangerous situation in public and work areas and are defined in ISO 7731.

NOTE 2 The caution signal is classified into weak and strong caution signals according to the degree of importance of the information.

3.5.1

weak caution signal

auditory signal which attracts the attention of the user to operation mistakes and requests the user's resetting of the product or assisting in the operation

EXAMPLE An auditory signal of a washing machine announcing that the lid is open.

3.5.2

strong caution signal

auditory signal announcing the necessity of interrupting operation of the product and the user intervening to correct some abnormality before continuation of operation

EXAMPLE An auditory signal of an electric oven announcing that it has stopped heating because of overheating.

3.6

ON time

time during which the signal continues to sound

3.7

OFF time

time without sounding a signal

3.8

ON/OFF pattern

sequence of ON times and OFF times that constitute a signal

4 General aspects of auditory signals for products

4.1 User control of volume level

The user should be able to adjust the volume level of auditory signals based on hearing ability, distance from the product, effects of ambient environmental sounds, etc.

NOTE ISO 24501 describes detailed methods for setting and adjusting the sound pressure level of auditory signals in noise.

4.2 Repetition of caution signals

Caution signals shall be repeated only as long as the cause of signalling exists.

4.3 Fundamental frequency of auditory signals

The fundamental frequency of auditory signals should not be higher than 2,5 kHz.

NOTE 1 The definition of “fundamental frequency” is given in IEC 60050-801.

NOTE 2 Many older users with age-related hearing loss have difficulty hearing high-frequency tones.

NOTE 3 Audibility of signals depends not only on their frequency, but also on their sound pressure level. ISO 24501 gives detailed methods for setting and adjusting the sound pressure level of auditory signals.

4.4 Options for signal frequencies

Products should provide several options for signal frequencies so that users with hearing impairments can select an audible signal.

4.5 Use of complex sound signals

Products should provide a complex sound signal (i.e. a signal with several harmonics, containing more than one frequency component).

NOTE 1 The definition of “complex sound” is given in IEC 60050-801.

NOTE 2 Complex sound signals are more likely to be heard than pure-tone-like signals by people with impaired hearing at some frequencies.

4.6 Turning off auditory signals

Except for caution signals, the user should be provided with a means to turn off auditory signals.

5 Temporal patterns of auditory signals

5.1 General

Auditory signals are more abstract than spoken instructions. For this reason, temporal patterns of auditory signals should be designed so as

- to be understood without giving further instruction to the user, and
- not to be confused with other auditory signals used by the same product or those of another product used at the same time and place.


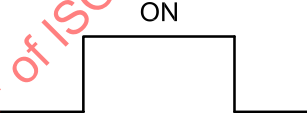
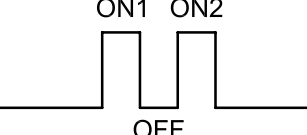
The temporal patterns of auditory signals presented in 5.2 to 5.4 shall be used for each signal category.

NOTE A temporal pattern is a robust cue by means of which the user discriminates auditory signals from one another; it can therefore be used more effectively than other acoustic characteristics such as frequency or timbre.

5.2 Operation confirmation signals

ON/OFF patterns in accordance with Table 1 shall be used for operation confirmation signals.

Table 1 — ON/OFF patterns of operation confirmation signals

Signal category	ON time s	OFF time s	Repetition	Onomatopoeic description	Pattern
Reception and start signal	0,1 – 0,15	—	Single repetition	Pip	
Stop signal	0,5 – 0,6	—	Single repetition	Peep	
Starting position signal	0,05 – 0,075	0,05 – 0,075	Single repetition	Pip-pip (quick)	 <p>ON1 = ON2 ON1 ≥ OFF, ON2 ≥ OFF</p>

5.3 End signals

ON/OFF patterns in accordance with Table 2 shall be used for end signals. Two or more signals may be used in a product if necessary.

The patterns are presented in an arbitrary order, and any signal may be chosen from a signal category, as appropriate.

Table 2 — ON/OFF patterns of end signals

Signal category	ON time s	OFF time s	Repetition	Onomatopoeic description	Pattern
Case of hearing at a position where the product is within reach ^a	0,5 – 1,0	—	Single repetition	Peep	ON
	ON1 = 0,1 ON2 = 0,8	0,5	Single repetition	Pi, pi, pi, peep (slowly)	ON1 ON1 ON1 ON2 OFF OFF OFF
Case of hearing at a position distant from the product ^b	0,3 – 0,8	0,5 – 1,0	Multiple repetition	Pip, pip, pip, pip, ... (specified times, slowly)	ON OFF ON time ≤ OFF time The number of repetitions is discretionary, but numerous repetitions are usually beneficial for older users.
	ON1 = 0,5 ON2 = 1,5	0,8	Single repetition	Pip, pip, pip, peep (slowly)	ON1 ON1 ON1 ON2 OFF OFF OFF The number of times of ON1 shall be 3 or 4.
	ON1 = 0,1 ON2 = 0,5	OFF1 = 0,1 OFF2 = 0,5	Multiple repetition	Pip-peep, pip peep, ... (specified times, slowly)	ON1 ON2 OFF1 OFF2 The number of repetitions is discretionary, but numerous repetitions are usually beneficial for older users.
^a Examples include a signal of a tape recorder telling a nearby user that the tape has been rewound. ^b Examples include the signal of a washing machine notifying the user that has finished washing when unattended.					

5.4 Caution signals

ON/OFF patterns in accordance with Table 3 shall be used for caution signals. Two or more signals may be used in a product if necessary.

EXAMPLE A photocopier gives one signal for running out of paper and another signalling lack of toner.

The patterns are presented in an arbitrary order, and any signal may be chosen from a signal category, as appropriate.

A strong caution signal should repeat until the user intervenes.